



T7D UV/VIS Spectrophotometer



PERSEE ANALYTICS, INC.

T7D

UV/ VIS Spectrophotometer

- ◆ The T7D series of UV-Visible Spectrophotometers have been designed using “state of the art technology” .
- ◆ The instruments are professionally manufactured to a very high specification, with excellent quality control.
- ◆ The instruments have been designed using expertise gathered over many years in the field of UV-Visible Spectrophotometry.
- ◆ This gives the T7D series of instruments high performance characteristics, flexibility and user friendliness.

The T7D series is a new generation of dual beam UV-Visible Spectrophotometers

UV-Visible Spectrophotometer is a well-accepted, documented technique with many applications. The technique is extensively used for the analysis of foods, drugs, agricultural products and is widely used in the medical care, public health, environmental protection, life sciences industries and many other organic and biochemical applications.

As a major manufacturer of analytical instrumentation, PERSEE ANALYTICS, INC. has recently introduced the T7D series of UV-Visible Spectrophotometers. This range of instruments, which offer excellent performance, high quality and are competitively priced. The T7D range of UV-Visible Spectrophotometers can fully meet the requirements of the chemist. The T7D UV-Visible series is innovative in terms of instrument application, mechanical and optical design, electronic control and software whilst retaining features that are well established and accepted through the industry.

The T7D series of UV-Visible Spectrophotometers are able to carry out the following analysis: photometric measurement, spectrum scans, kinetic measurements, quantitative determination and DNA/Protein analysis. When interfaced to a PC the software offers many more user-friendly applications such as access to data base, three-dimensional spectrum analysis, GLP Laboratory protocol, fast analysis of pesticide residues and other applications within the environmental protection code of analysis.

Features:

- **Accurate analysis**
Holographic grating greatly reducing stray light of the instrument and making the analysis more accurate.
- **Stable performances**
The dual beam optics ensures good stability.
- **High-speed measurement**
The fastest scanning speed is over 1000nm.
- **Powerful function**
The main unit of the spectrophotometer can analyse for photometric measurement, quantitative measurement, spectrum scan, DNA/Protein analysis and can print data. When connected to a computer the Spec UV software adds many additional functions, such as 3D spectrum analysis, GLP laboratory protocol. It can be applied in fast pesticide remain detection, environment protection, inspection and quarantine and other fields.
- **Convenient operation**
High degree of automation, the operator only needs to press keys twice when measuring ordinary samples.
- **Easily upgraded**
Many optional accessories enhance the flexibility and the measurement range of the instrument.
- **Easy routine maintenance**
The simple mechanical structure and modular electrical design make the routine maintenance easy.
- **Original technology**
The deuterium and tungsten lamps can be easily replaced and are supplied pre-aligned.
A motorised automatic 8-cell holder is supplied as standard which is particularly useful for the determination of pesticides.



Tungsten lamp and deuterium lamp



LCD 320 × 240

UV-Win is a powerful, intuitive software product used for connectivity to the PERSEE range of bench top UV-Vis Spectrophotometers.

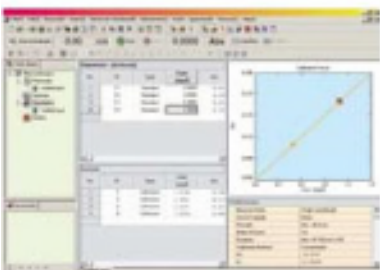
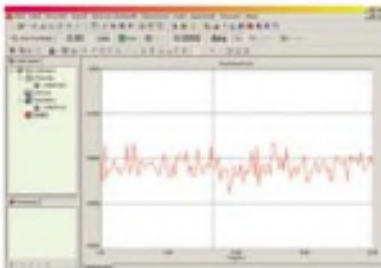
The UV-Win software offers complete instrument control along with data acquisition and a whole host of mathematical tools for interpretation of measurement results. The UV-Win software is separated into four key workspaces:

- Spectral Analysis
- Quantitative Analysis
- Kinetic Analysis
- Photometric Analysis

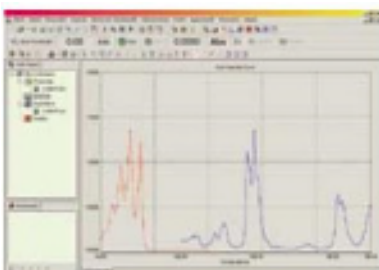
Four regular functions



Photometric measurement



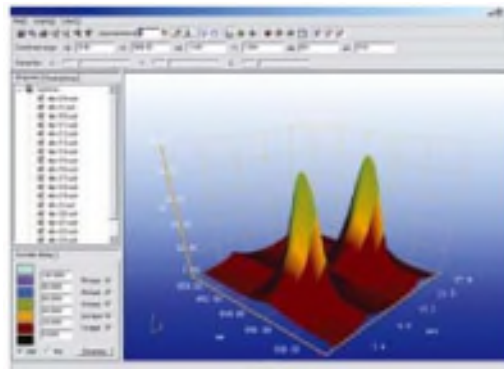
Quantitative measurement
Kinetics measurement



Spectrum scan

3D Presentation

- 3D Presentation by combining multiple spectrum
- Spectra can be fully and easily manipulated
- Peak Picking
- Graphics printout




DNA/Protein analysis

Measurement of absorbance ratios at 260nm and 230nm, at 260nm and 280nm, and at custom defined wavelengths

- Background correction using absorbance at 320nm (Optional)
- Absorbance ratio calculation for user selected wavelengths

Concentration calculation using arbitrary factors when selecting custom defined wavelengths

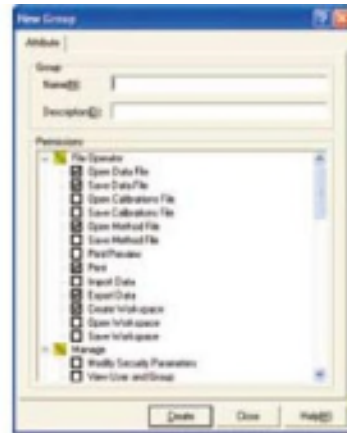
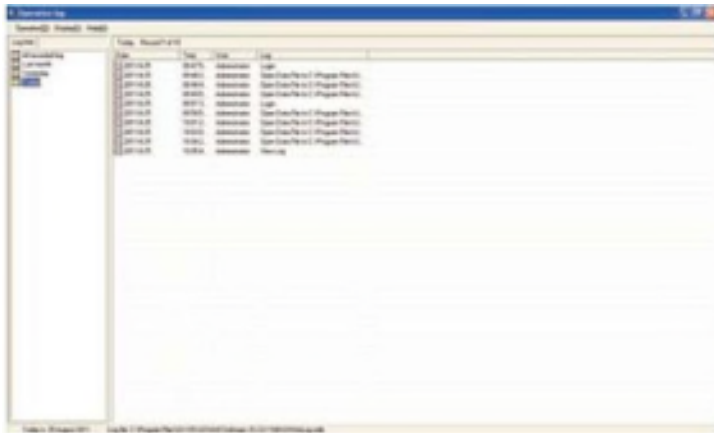




UVWin GLP offers all of the features and functionality of UVWin whilst also offering extensive Administrative capabilities along with a detailed audit trail.

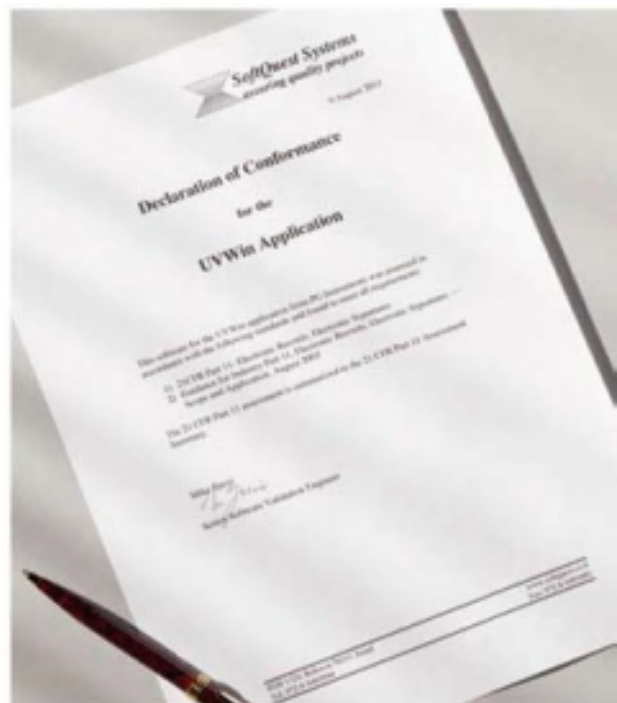
Administration

- Administrative settings can be made where Analysts may require conformity to GLP/GMP/GRP
- Create User groups specifying exactly what actions they are able to perform.
- Add New Users to custom User Groups to determine their privilege settings.
- Automatically log software activity in an Audit Trail.
- Use Password control to ensure Users are logged in for instrument usage.




Certification

- UV-Win GLP has been evaluated and tested by a third party software validation specialist. As a result it was found that UV-Win GLP offers all of the features and functions required for use in compliance with the guidance specified in:
21CFR Part 11- Electronic Records; Electronic Signatures
Guidance for Industry Part 11, Electronic Records; Electronic Signatures — Scope and Application, August 2003



Optional accessories:

- **UVWIN6** UV/Win 6 Software & RS232 Communication Cable
- **PS181-2** T7/T7D Sipper Pump Accessory (Pump, Tubing, Cassette, Front Panel, Flow Cell)
- **CH188-1** T7D 2 Position 10mm Constant Temperature Cell Changer (For use with PTC-2)
- **PTC-2** Peltier Module
- **LS181-1** T7D Universal 5 Position 5-50mm Path Length Motorised Cell Holder
- **ST188-1** T7D 8 Position 10mm Path Length Motorised Cell Holder
- **DIS-001** Dissolution Accessory (16 Port PVDF Manifold Assembly, 16 x 1/4-28 - M6 Tube Set)
- **UP16-1** Micro Printer Accessory (UP)



UVWIN6



PS181-2



CH181-1



PTC-2



LS181-1



ST188-1



DIS-001



UP16-1

Instrument application:

Environment:

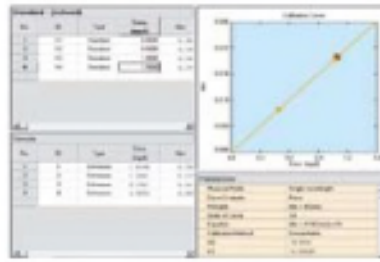
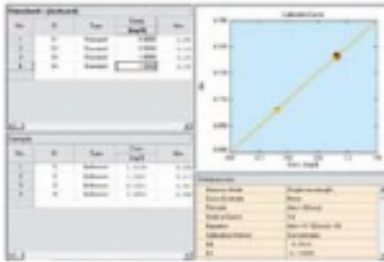
Monitoring of water quality, atmospheric pollution, rainfall and soil contamination.

Geology exploration:

Determination of metallic elements and inorganic salt in minerals.

Agriculture:


Can be applied in various agriculture, such as pesticide detection, crops analysis, animal medicine analysis, fertiliser inspection, soil analysis, animal food stocks inspection etc.



Wavelength (nm)	Sample	A	B	C	A-B-C
190	Blank	0.0000	0.0000	0.0000	0.0000
200	Blank	0.0000	0.0000	0.0000	0.0000
210	Blank	0.0000	0.0000	0.0000	0.0000
220	Blank	0.0000	0.0000	0.0000	0.0000
230	Blank	0.0000	0.0000	0.0000	0.0000
240	Blank	0.0000	0.0000	0.0000	0.0000
250	Blank	0.0000	0.0000	0.0000	0.0000
260	Blank	0.0000	0.0000	0.0000	0.0000
270	Blank	0.0000	0.0000	0.0000	0.0000
280	Blank	0.0000	0.0000	0.0000	0.0000
290	Blank	0.0000	0.0000	0.0000	0.0000
300	Blank	0.0000	0.0000	0.0000	0.0000
310	Blank	0.0000	0.0000	0.0000	0.0000
320	Blank	0.0000	0.0000	0.0000	0.0000
330	Blank	0.0000	0.0000	0.0000	0.0000
340	Blank	0.0000	0.0000	0.0000	0.0000
350	Blank	0.0000	0.0000	0.0000	0.0000
360	Blank	0.0000	0.0000	0.0000	0.0000
370	Blank	0.0000	0.0000	0.0000	0.0000
380	Blank	0.0000	0.0000	0.0000	0.0000
390	Blank	0.0000	0.0000	0.0000	0.0000
400	Blank	0.0000	0.0000	0.0000	0.0000
410	Blank	0.0000	0.0000	0.0000	0.0000
420	Blank	0.0000	0.0000	0.0000	0.0000
430	Blank	0.0000	0.0000	0.0000	0.0000
440	Blank	0.0000	0.0000	0.0000	0.0000
450	Blank	0.0000	0.0000	0.0000	0.0000
460	Blank	0.0000	0.0000	0.0000	0.0000
470	Blank	0.0000	0.0000	0.0000	0.0000
480	Blank	0.0000	0.0000	0.0000	0.0000
490	Blank	0.0000	0.0000	0.0000	0.0000
500	Blank	0.0000	0.0000	0.0000	0.0000
510	Blank	0.0000	0.0000	0.0000	0.0000
520	Blank	0.0000	0.0000	0.0000	0.0000
530	Blank	0.0000	0.0000	0.0000	0.0000
540	Blank	0.0000	0.0000	0.0000	0.0000
550	Blank	0.0000	0.0000	0.0000	0.0000
560	Blank	0.0000	0.0000	0.0000	0.0000
570	Blank	0.0000	0.0000	0.0000	0.0000
580	Blank	0.0000	0.0000	0.0000	0.0000
590	Blank	0.0000	0.0000	0.0000	0.0000
600	Blank	0.0000	0.0000	0.0000	0.0000
610	Blank	0.0000	0.0000	0.0000	0.0000
620	Blank	0.0000	0.0000	0.0000	0.0000
630	Blank	0.0000	0.0000	0.0000	0.0000
640	Blank	0.0000	0.0000	0.0000	0.0000
650	Blank	0.0000	0.0000	0.0000	0.0000
660	Blank	0.0000	0.0000	0.0000	0.0000
670	Blank	0.0000	0.0000	0.0000	0.0000
680	Blank	0.0000	0.0000	0.0000	0.0000
690	Blank	0.0000	0.0000	0.0000	0.0000
700	Blank	0.0000	0.0000	0.0000	0.0000
710	Blank	0.0000	0.0000	0.0000	0.0000
720	Blank	0.0000	0.0000	0.0000	0.0000
730	Blank	0.0000	0.0000	0.0000	0.0000
740	Blank	0.0000	0.0000	0.0000	0.0000
750	Blank	0.0000	0.0000	0.0000	0.0000
760	Blank	0.0000	0.0000	0.0000	0.0000
770	Blank	0.0000	0.0000	0.0000	0.0000
780	Blank	0.0000	0.0000	0.0000	0.0000
790	Blank	0.0000	0.0000	0.0000	0.0000
800	Blank	0.0000	0.0000	0.0000	0.0000
810	Blank	0.0000	0.0000	0.0000	0.0000
820	Blank	0.0000	0.0000	0.0000	0.0000
830	Blank	0.0000	0.0000	0.0000	0.0000
840	Blank	0.0000	0.0000	0.0000	0.0000
850	Blank	0.0000	0.0000	0.0000	0.0000
860	Blank	0.0000	0.0000	0.0000	0.0000
870	Blank	0.0000	0.0000	0.0000	0.0000
880	Blank	0.0000	0.0000	0.0000	0.0000
890	Blank	0.0000	0.0000	0.0000	0.0000
900	Blank	0.0000	0.0000	0.0000	0.0000
910	Blank	0.0000	0.0000	0.0000	0.0000
920	Blank	0.0000	0.0000	0.0000	0.0000
930	Blank	0.0000	0.0000	0.0000	0.0000
940	Blank	0.0000	0.0000	0.0000	0.0000
950	Blank	0.0000	0.0000	0.0000	0.0000
960	Blank	0.0000	0.0000	0.0000	0.0000
970	Blank	0.0000	0.0000	0.0000	0.0000
980	Blank	0.0000	0.0000	0.0000	0.0000
990	Blank	0.0000	0.0000	0.0000	0.0000
1000	Blank	0.0000	0.0000	0.0000	0.0000


Food inspection:

Analysis of additives preservatives and flavours, fat contents, enzyme, glucose, flavouring, minerals, vitamins, etc.



Life science:

Test the micro samples of life science and provide DNA/Protein detector to measure the DNA/Protein concentration.



Specifications:

Dual beam optical system		
Instrument Type	T7D	T7DS
Spectral Bandwidth	2nm(fixed slit)	0.5 , 1 , 2 , 5nm(variable slit)
Working Mode	MPU Mode/PC Mode	MPU Mode/PC Mode
Software Support	MPU Software Platform/Spec UV software workstation	MPU Software Platform/Spec UV software workstation
Wavelength Range	190 ~ 1100nm	190 ~ 1100nm
Wavelength Accuracy	± 0.3nm(Automatic wavelength correction)	± 0.3nm(Automatic wavelength correction)
Wavelength Reproducibility	0.2nm	0.2nm
Stray Light	< 0.12%T(220nm , NaI; 340nm , NaNO ₂)	< 0.12%T(220nm , NaI; 340nm , NaNO ₂)
Photometric Mode	Transmittance, Absorbance, Energy	Transmittance, Absorbance, Energy
Photometric Range	-0.3 ~ 3Abs	-0.3 ~ 3Abs
Photometric Accuracy	± 0.002Abs(0 ~ 0.5A)	± 0.002Abs(0 ~ 0.5A)
	± 0.004Abs(0.5 ~ 1A)	± 0.004Abs(0.5 ~ 1A)
	± 0.3%T(0 ~ 100%T)	± 0.3%T(0 ~ 100%T)
Photometric Reproducibility	± 0.001Abs (0 ~ 0.5A)	± 0.001Abs (0 ~ 0.5A)
	± 0.002Abs (0.5 ~ 1A)	± 0.002Abs (0.5 ~ 1A)
	± 0.15%T(0 ~ 100%T)	± 0.15%T(0 ~ 100%T)
Baseline Flatness	± 0.0015Abs(190 ~ 1100nm)	± 0.0015Abs(190 ~ 1100nm)
Baseline Stability	0.0008Abs/h(500nm,0Abs 2nm Spectral Bandwidth, 2hr warm-up)	0.0008Abs/h(500nm,0Abs 2nm Spectral Bandwidth, 2hr warm-up)
Photometric Noise	± 0.001Abs(500nm,0Abs 2nmSpectral Bandwidth)	± 0.001Abs(500nm,0Abs 2nm Spectral Bandwidth)

PERSEE ANALYTICS, INC.
Affordable Lab Technology

PERSEE ANALYTICS, INC.

Represented by
Giangarlo Scientific Company, Inc.
162 Steuben Street
Pittsburgh, Pa. 15220



Web
www.giangularloscientific.com



Tel.
(412) 922-8850



E-mail
sales@giangularloscientific.com